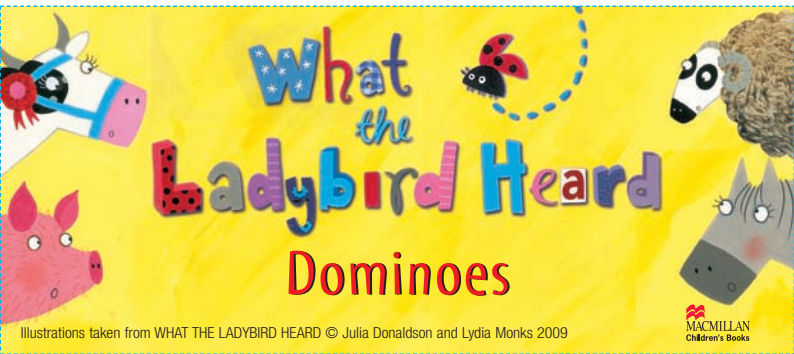
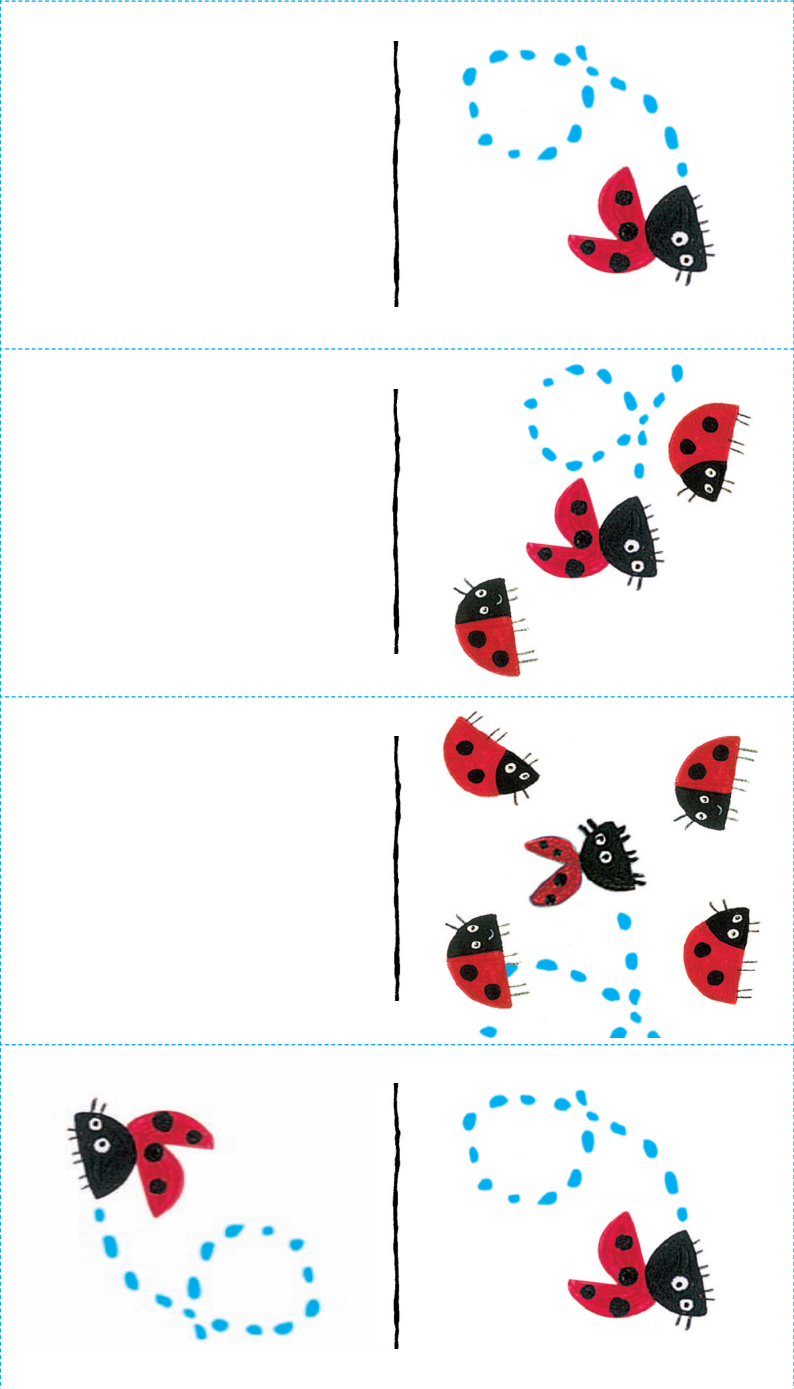
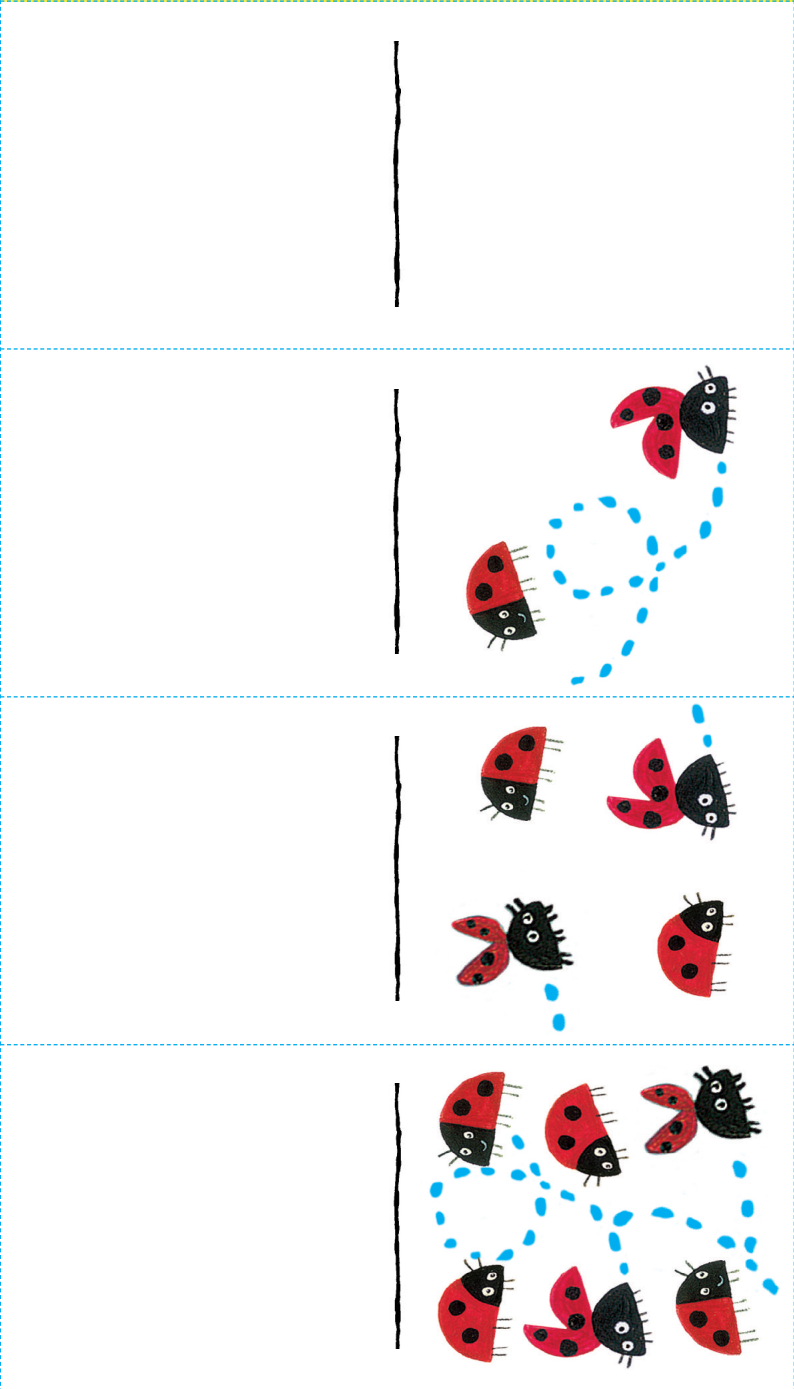


Glue the dominoes to a piece of card and your set will be stronger and last longer.
Ask an adult to help you cut along the dotted lines.




Domino Rules (two players)


1. Shuffle the dominoes and place them face down on a table or floor. Both players choose one domino and the player who has the most ladybirds on their domino starts the game.
2. Shuffle the dominoes and place them all face down again. Each player chooses seven dominoes. It is important that they do not show their dominoes to each other.
3. Each player takes it in turns to place one domino at a time. Each player must match one of the dominoes in his or her stash to one of the ends of the dominoes already played. For example, if the domino on the end has two ladybirds on it, another domino with two ladybirds must be placed against it.
4. If one player does not have a domino that matches either end of the dominoes already played, he or she is blocked. The other player may continue to place dominoes until the blocked player has a match and can take a turn.
5. When one player runs out of dominoes or both players become blocked, the game is over. The winner is the player who 'dominoes' (runs out of dominoes first) or who has the fewest ladybirds on his or her unplayed dominoes.




Log on to www.gruffalo.com for games, activities and Gruffalo FUN!




Glue the dominoes to a piece of card and your set will be stronger and last longer.
Ask an adult to help you cut along the dotted lines.



Log on to www.gruffalo.com for games, activities and Gruffalo FUN!



Glue the dominoes to a piece of card and your set will be stronger and last longer.
Ask an adult to help you cut along the dotted lines.



Log on to www.gruffalo.com for games, activities and Gruffalo FUN!

